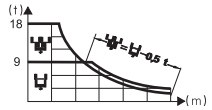


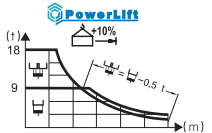
Load Chart / 载荷曲线

R	1.5 t					2 t													
74	14.3 18000	18 13760	20 12170	23 10320	25.8 9000	25.9 9000	30 7660	33 6890	35 6450	38 5880	40 5550	44 4980	50 4300	54 3930	60 3480	64 3220	70 2890	74.0 2700	m kg
70	14.6 18000	18 14130	20 12500	23 10610	26.4 9000	26.7 9000	30 7920	33 7120	35 6670	38 6080	40 5740	44 5160	50 4460	54 4080	60 3600	64 3340	70 3000	m kg	
64	16.6 18000	18 16450	20 14570	23 12400	25 11250	28 9850	30.2 9000	31.1 9000	35 7900	38 7210	40 6810	44 6120	50 5300	54 4860	60 4310	64 4000	m kg		
60		17.2 18000	20 15090	23 12840	25 11660	28 10210	30 9000	33 8230	35 7510	38 7100	40 6390	44 5530	50 4860	54 4500	m kg				
54			19.0 18000	23 14480	25 13160	28 11550	30 10660	33 9530	35 9000	38 8090	40 7280	44 6320	50 5800	m kg					
50			19.6 18000	23 15030	25 13660	28 11990	30 11070	33 9910	35 9000	38 8440	40 7600	44 6600	m kg						
44			19.7 18000	23 15120	25 13740	28 12060	30 11140	33 9970	35 9000	38 8550	40 7700	m kg							
40			20.1 18000	23 15480	25 14080	28 12360	30 11410	33 10220	35 9000	38 8800	m kg								



Load Chart Powerlift / 载荷曲线 Powerlift

R (m)	1.5 t					2 t													
74	15.3 18000	18.0 14910	20.0 13200	23.0 11210	27.6 9000	28.1 9000	30.0 8340	33.0 7500	35.0 7030	38.0 6410	40.0 6050	44.0 5440	50.0 4700	54.0 4300	60.0 3810	64.0 3530	70.0 3180	74.0 2970	m kg
70	15.6 18000	18.0 15340	20.0 13580	23.0 11540	28.5 9000	28.8 9000	30.0 8640	33.0 7770	35.0 7280	38.0 6640	40.0 6280	44.0 5640	50.0 4880	54.0 4470	60.0 3960	64.0 3670	70.0 3300	m kg	
64		17.9 18000	20.0 15890	23.0 13530	25.0 12290	28.0 10770	32.6 9000	33.9 9000	35.0 8640	38.0 7890	40.0 7460	44.0 6710	50.0 5820	54.0 5340	60.0 4740	64.0 4400	m kg		
60		18.6 18000	20.0 16470	23.0 14040	25.0 12750	28.0 11180	30.0 10320	33.6 9000	35.1 9000	38.0 8230	40.0 7780	44.0 7000	50.0 6080	54.0 5580	60.0 4950	m kg			
54		20.8 16680	23.0 17330	25.0 14430	28.0 12670	30.0 11700	33.0 10480	37.5 9000	39.5 9000	40.0 8880	44.0 8000	50.0 6950	54.0 6380	m kg					
50		21.1 18000	23.0 16480	25.0 15000	28.0 13180	30.0 12170	33.0 10900	35.0 10180	38.9 9000	41.1 9000	44.0 8350	50.0 7260	m kg						
44		21.4 18000	23.0 16600	25.0 15100	28.0 13270	30.0 12260	33.0 10990	35.0 10260	39.1 9000	41.7 9000	44.0 8470	m kg							
40		21.8 18000	23.0 16930	25.0 15400	28.0 13540	30.0 12510	33.0 11210	35.0 10470	38.0 9510	40.0 9130	m kg								



Mechanisms / 机构

HFU2-65-45
65 kW

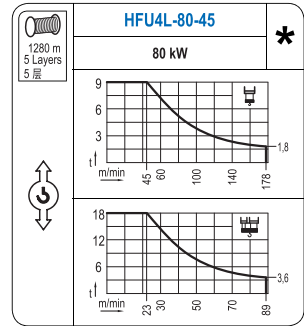
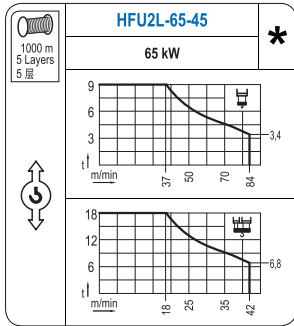
620 m

HFU2-45-45
45 kW

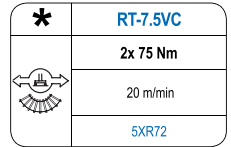
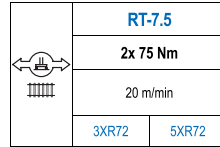
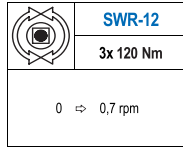
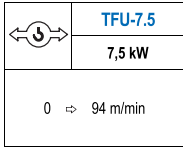
545 m

HFU4-80-45
80 kW

790 m



For mechanisms with high drum capacity, request wire rope loads deduction. 使用大容量机构，起升载荷需考虑扣除钢丝绳的重量。

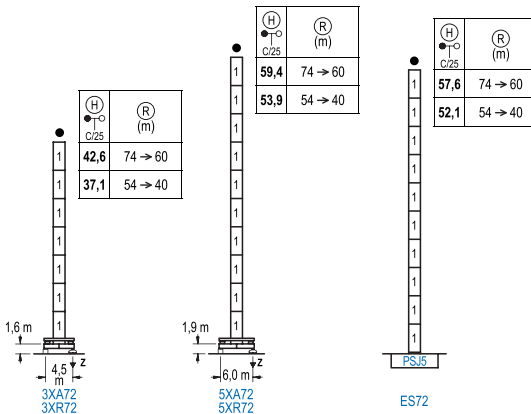


POWER / 功率				Operating voltage / 工作电压	Generator / 发电机
Hoist / 起升机构	Trolley / 变幅机构	Slewing / 回转机构	Travel / 行走机构		
HFU2-45-45	TFU-7.5	(3x) SWR-12	(2x) RT-7.5	380 V 3ph 50 Hz	160 kVA
HFU2-65-45					200 kVA
HFU4-80-45					250 kVA

Optional 选项
*

Heights Under Hook / 吊钩以下高度

∅ 2,0 m

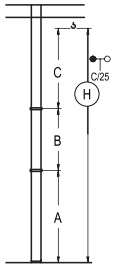


n°	Ref.	∅	h
1	SJ25	2,0	5,5
1xSJ25= 1xSJ25M			

R max. 最大压力	In operation 工作状态	3XR72.....100 t 5XR72.....100 t
	Out of service 非工作状态	3XR72.....76 t 5XR72.....134 t

Other wind zones or additional hook heights on request
其他风区或另外的吊钩高度请咨询

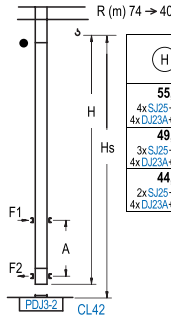
Braced crane / 外附着塔机



	3XA72		5XA72	
R (m)	74 → 60	54 → 40	74 → 60	54 → 40
A max	29,1	23,6	45,9	40,4
A min	23,6	23,6	23,6	23,6
B max	-	33,0	-	33,0
B min	-	16,5	-	16,5
C max	52,0	46,5	46,5	46,5
H max	81,1	103,1	92,4	119,9

ES72		
R (m)	74 → 60	54 → 40
A max	44,1	38,6
A min	22,1	22,1
B max	-	33,0
B min	-	16,5
C max	52,0	46,5
H max	96,1	118,1

Internal Climbing Crane / 内爬塔机



H C/25	Hs < 400 m	
	A max (m)	A min (m)
55,4 m	22,3	10,0
49,9 m	19,6	9,0
44,4 m	16,8	7,0

n°	Ref.	h
1	SJ25	2,0 5,5
2	TDJ23A	2,0 5,5
4	DJ23A	2,0 5,5
18	CLDJ23A-1	2,0 3,4

1xSJ25= 1xSJ25M

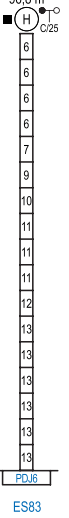
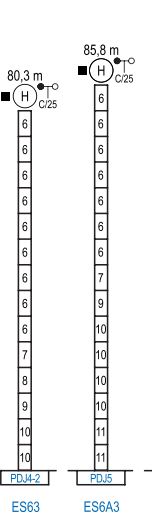
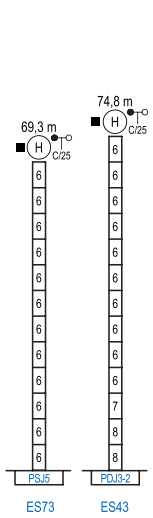
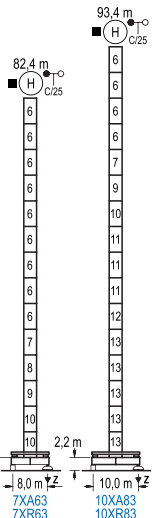
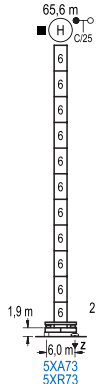
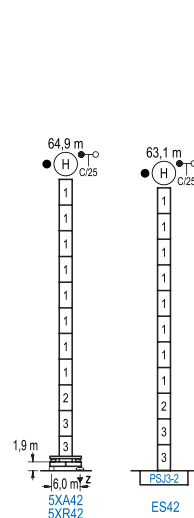
Other wind zones or additional hook heights on request
其他风区或另外的吊钩高度请咨询

Heights Under Hook
吊钩以下高度

∅ 2,0 m

Heights Under Hook
吊钩以下高度

∅ 2,5 m



n°	Ref.	h	n°	Ref.	h	n°	Ref.	h	n°	Ref.	h
1	SJ25	2,0 5,5	6	SJ35	2,5 5,5	9	TDJ34	2,5 5,5	12	TDJ36B	2,5 5,5
2	TDJ23A	2,0 5,5	7	TDJ33A	2,5 5,5	10	DJ34	2,5 5,5	13	DJ36	2,5 5,5
3	DJ23	2,0 5,5	8	DJ33	2,5 5,5	11	DJ35	2,5 5,5			

Other wind zones or additional hook heights on request
其他风区或另外的吊钩高度请咨询



科曼萨建设机械(杭州)有限公司
电话 / Tel: +86-571-8299 9999
传真 / Fax: +86-571-8299 6555
www.comansacm.com.cn
sales@comansacm.com.cn
中国杭州·萧山靖江 311223
Jingjiang, Xiaoshan, Hangzhou, China

CM-DS-201610-013

21 CM 335 101